



WORTH WHILE TOOLS
FOR
AUTO BODY
AND
FENDER REPAIRS

E. S. Youse Company, Inc.
44-46 North 5th Street
Reading, Pa.

BOOKLET No. 28

10M-10-29

Printed in U. S. A.

Bring
Profits IN
by
Taking
Dents OUT

with



TOOLS

The PECK, STOW & WILCOX CO.
SOUTHINGTON, CONN. U.S.A.

Bring Profits In--

By Taking Dents Out

NOTICE the dents and bumps on almost every car that comes into your shop. Here is a chance for larger profits, if you are able to handle the work.

With Pexto tools you can quickly and easily remove body or fender bumps, and make the dented surfaces "look like new." This is unusually profitable work, for the special shapes of the various tools makes the task a simple one.

Your customers will appreciate having such work done while their cars are being overhauled in your shop.

Just mention to them that you can take dents and bumps out; you'll find it profitable.

THE PECK, STOW & WILCOX CO.,
Southington, Conn., U. S. A.




The first step in repairing dented fenders is known as "roughing out." When the fenders are light weight or the dents not too deep, this roughing out can be done by pounding underneath the fender with the Pexto fender bumper No 906.

When the fender metal is heavy or very stiff, Pexto hammer No. 905 should be used. A few blows with this hammer will bring the deep dents out, ready for further roughing with a lighter hammer.

If the fender is sprung out of shape, it may be necessary to heat it in order to straighten it.

FENDER BUMPER



No. 906

A convenient tool for bumping out odd dents and for working from underneath fenders.

Weight, each, 2 lbs.


HEAVY HAMMER

No. 905

For Roughing out the Fender dents.

Weight, each, 5 lbs.

Note — The Peins are two sizes, one wide and one narrow, making it convenient for the different size fenders.



Further roughing out is done by driving the Pexto bumper or a hammer against the fender, with a dolly block held outside to even the force of the blows. Various dolly blocks can be used for different curves of the fenders.

By experience you will learn the blocks and hammers you prefer for each operation. In the picture above, Block No. 916 is being used in the process of roughing out.

DOLLY BLOCKS



No. 915

Size 2 3/8 inches long x 3 1/4 inches wide.

Thickness, 1 1/4 inches.

Weight, each, 2 1/2 lbs.



No. 913

Size of face, 2 inches long x 2 inches wide. 3/4 inch thick.

Weight, each, 2 lbs.



The next operation is known as "smoothing out." With a ding hammer, the outside of the fender is pounded into shape, against a dolly block held underneath. This work continues until all the dents and bumps have been pounded out.

Any one of several dolly blocks can be used, but the size, weight and curve of block No. 916 were specially designed for this work and it is a favorite block with expert body repair men.

DOLLY BLOCKS



No. 916
Size 4 3/4 inches long x 2 3/4 inches wide.
Thickness, 1 inch.
Weight, each, 2 3/4 lbs.



No. 9030
Beveled edge block.
Size 4 1/2 inches long x 2 inches wide x 1 1/8 inches thick.
Weight, each, 2 1/2 lbs.



Bringing out the flange of the fender is done by pounding it against the right-angle edge of a dolly block. If the paint on the fender is good, a wooden mallet should be used instead of a metal hammer, in order to save the finish.

Bent flanges are common occurrences, and can be easily straightened as shown above.

DING HAMMERS

Nos. 15 and 16—Full Polished
Nos. 15B and 16B—Polished Faces and Polls,
Black Body



No. 15



No. 16

15 and 15B

Weight, oz. 13
Lgth. handle, ins. 12 1/4
Length head, ins. 5 1/2
Size, lge. face, ins. 1 3/4 x 1 1/8
Size, sm. face, ins. 1 1/4 x 1/4

16 and 16B

Weight, ozs. 10
Length handle, ins. 11 1/2
Length, head, ins. 6
Size, round face, ins. 1 1/4
Size, square face, ins. 1 1/4



Another way to straighten a fender flange is to bring it out with the Pexto fender flange tool No. 908. This tool grips the flange so that it can easily be brought to the correct angle, as shown above. A piece of leather cushions the grip of the tool, protecting the finish on the fender.

FENDER FLANGE TOOL



No. 908

A sturdy tool for various fender jobs as straightening or removing old or damaged fenders.
Weight, each, 2 lbs.

FENDER PLIERS



No. 898

Drop Forged Steel — Full Polished Head.
Knurled Gun Barrel Finish Handles.
Inches 7 1/2 11
Weight, lbs., each 3/4 1 1/2



No. 891

FENDER FLANGE PLIER


Forged Steel, Black Finish
Length, 11 inches.
Weight, each, 1 lb.



No. 892

FENDER BEAD PLIER

Forged Steel, Black Finish
Length, 11 inches.
Weight, each, 1 1/4 lbs.



After all dents have been pounded out, the surface of the fender is smoothed with a steel file. On some jobs, an electric grinder with flexible shaft can be used for smoothing.

Any breaks in the metal are welded or brazed, then a coat of paint or Duco is applied.

The picture above shows the finished fender repair job started on page 2 of this booklet.




FILE HOLDER

No. 893

Forged Steel—Wood Handles
Black Finish

Weight, each, 1 1/2 lbs.

For flexible files, 12" or 14"



FLEXIBLE FILE

Sizes 12" and 14"

We do not manufacture these files, but can supply them as an accommodation.



DING HAMMER

No. 17 — Full Polished

No. 17B — Polished Faces and Polls, Black Body

Weight, ozs. 5
Length, handle, inches 11
Length, head, inches 4
Size, round face, inches 3/4 x 3/4
Size, square face, inches 7/8 x 7/8



Small dents in the fender flanges can be quickly removed by pounding the metal with a light body bumping hammer against a dolly block.

The depth of the dent will determine the best block to use in each instance. In the picture above, Pexto block No. 909 is being used because it has a rounding top which fits the bead on the fender being repaired.

DOLLY BLOCK



No. 909

Size $4\frac{1}{4}$ inches long x 2 inches wide.
Weight, each, $1\frac{1}{8}$ lbs.

FENDER SPOON



No. 4

For work in straightening and taking out dents in damaged fenders.
Weight, each, $\frac{3}{4}$ lb.



On any enameled surface where it is desirable to save the finish, or on aluminum or any light-weight metal bodies, a wooden mallet can be used (with the various dolly blocks) for taking out dents and bumps.

Pexto mallet No. 3 is recommended for such work.

MALLET




No. 3

Size $2\frac{1}{2}$ " face
Weight, each, 1 lb.


MECHANICS' BALL PEIN HAMMERS

Polished or Black Finish
Forged Steel



Handles of white hickory. Weights from a quarter of a pound to three pounds.
Nos. 00000 to 8 and 00000B to 8B

PEXTO



Crumpled bodies are pounded out to their original shapes against various dolly blocks. In doing this work, care should be taken not to stretch the metal beyond its original shape.

In the photograph above, the Pexto half round block No. 917 is being used to bring out the dents in a damaged body.

DOLLY BLOCKS



No. 917

Size $2\frac{1}{2}$ inches long x $2\frac{1}{8}$ inches wide.
Thickness, $\frac{3}{8}$ inches.
Weight, each, $\frac{3}{4}$ lb.

No. 918
Size $3\frac{3}{4}$ inches long x $2\frac{3}{4}$ inches wide.
Thickness, $\frac{3}{8}$ inches.
Weight, each, $\frac{1}{2}$ lb.



PEXTO



When the larger body dents have been smoothed out, the small bead or trim on the body is brought out by pounding it against the Pexto dolly block No. 909.

This is known as a "bead block" because it has a special edge adapted to the curve of the body trim.

DOLLY BLOCKS



No. 919

Size $3\frac{3}{8}$ inches long x $2\frac{1}{4}$ inches wide.
Thickness, 1 inch.
Weight, each, $1\frac{1}{8}$ lbs.

No. 914
Size of face, $3\frac{1}{2}$ inches long x $2\frac{3}{4}$ inches wide.
Thickness, $\frac{3}{8}$ inches.
Weight, each, $3\frac{1}{8}$ lbs.





On doors, the dents are driven out by pounding against a spoon inserted between the metal and the wood.

Pexto body workers' spoons are modeled to special shapes for body curves and fender rolls. With these spoons, even a badly dented door can be pounded out to its correct shape.

BODY WORKERS' SPOONS

Forged steel with polished face and black finish handle.



No. 1
Size 9 inches long x 2 inches wide.
Weight, each, 1 lb.



No. 2
Size 10 inches long x 1 inch wide.
Weight, each, 9 oz.



No. 3
Size 6 inches long x 1 inch wide.
Weight, each, 5 oz.



The edge of a door can be easily straightened by pounding it against Pexto dolly block No. 920. This block has a right angle edge and a beveled edge, specially designed for such work.

Also the straight block with beveled edge — Pexto No. 903 — is very convenient for this work.

DOLLY BLOCK



No. 920
Size 3 inches long x 2½ inches wide.
Thickness, 2¼ inches.
Weight, each, 2½ lbs.

GLASS REMOVING CHISEL



No. 907

For taking out the whole glass or removing broken pieces of glass from auto body and doors.

Weight, each, 1¼ lbs.

Here are a few other Pexto tools which are used in repairing bodies, fenders and car interiors.

UPHOLSTERERS' HAMMER, MAGNETIC



No. 110C
Full Polished.

Drop Forged from Magneto Steel. Handle, White Hickory.

For Upholstering, Body Trimming, etc.

Weight, ozs.	8
Length handle, inches	10 ½
Length head, inches	5 ½

No. 110C—Hammer handled, packed with Claw and Screws loose.

"HANDY" SEAMER




No. 791
Japanned Finish.

Useful for straightening radiator fins and hood louvers.

Weight, 1 lb. each.

Length of Blade, 3 ½ inches. Width, ¾ inches.

HAND SNIPS



No. 117
Body Builders' Snip

Finish—Black Japan Handles and Polished Heads.

A heavy Snip with large Bow Handles to be used with both hands, especially adapted for trimming large stampings, etc.

Will cut Iron, Gauge No.	25
Length of cut, inches	3 ½
Length over all, inches	21
Weight, lbs. each	4 ½

THE LYON SNIP



Finish—Blued Handles and Polished Head.

Made to cut circles, scrolls, etc., very easily, but they are equally well adapted for regular snip work. The blades are rounding to give clearance and can be used for very delicate work. Best materials with forged handles and steel blades are used.

Nos.	165	170	180	190
Will cut Iron, No.	24	25	26	27
Length of cut, inches	4	3 ½	3	2 ¾
Length over all, inches	15 ½	14	13	11 ½
Weight, lbs., each	3 ¾	2 ¾	2 ¼	1 ¾

Pexto Dolly Blocks and Bumping Hammers are also furnished in sets as follows:



Illustration shows Set No. 1, other sets packed similarly.

Set No. 1

One each, No. 915 Block, No. 916 Block, No. 10 Hammer

Set No. 2

One each, No. 913 Block, No. 914 Block, No. 3 Mallet

Set No. 3

One each, No. 913 Block, No. 914 Block, No. 10 Hammer

Set No. 4

One each, No. 913 Block, No. 914 Block, No. 3 Mallet and No. 10 Hammer

BODY BUMPING OR FINISHING HAMMERS




No. 9 and No. 10
Adze Eye

Drop Forged, Hardened Faces. Hickory Handle. Polished Faces and Polls, Black Body.

Nos.	9	10
Weight, ozs.	10	14
Length handle, inches	12	12
Length head, inches	4	4
Size, square face, inches	1 ½	1 ¾
Diameter, round face, inches	1 ½	1 ¾

PEXTO



PEXTO No. 16 ASSORTMENT

Tools for Body and Fender Repairs

A practical assortment of the Tools most required for this line of work.

The tools are conveniently packed in a wooden carrying case especially adapted for shop use. Each tool has its own individual compartment; this makes it easy to find what you want, and lessens the chance of losing or misplacing any tool.

The tools are — (one each) —

Nos.	Nos.
909 Dolly Block	906 Fender Bumper
915 " "	907 Glass Removing Chisel
916 " "	908 Fender Flange Tool
920 " "	898 11" Fender Plier
1 Body Workers' Spoon	10 Body Bumping Hammer
2 " " "	15B Ding Hammer
3 " " "	16B " "
4 Fender Spoon	110C Magnetic Hammer

The case is wood, finished in attractive green stain.

Size of case, 23 1/2" x 14 1/2" x 3 3/4".

Weight complete, 35 pounds.

PEXTO

**No. 17 ASSORTMENT
WITH STEEL TOOL BOX**



No. 17 ASSORTMENT

The Tool Box is steel with green enameled finish. It has leather carrying handle, two spring clasps for cover, and one hasp and staple for locking. The cover is held on with three hinges. There are two compartments inside for the larger tools and also a removable tray for the small tools. The box is well made, sturdy and durable and has locked edges and welded seams. The size is 19 1/2" x 5 3/4" x 8 1/4". Weight of box empty 9 lbs., weight complete with tools is 31 lbs.

**EACH ASSORTMENT CONSISTS OF ONE
EACH OF THE FOLLOWING TOOLS:-**

Nos.	Nos.
909 Dolly Block	3 Body Workers' Spoon
915 Dolly Block	4 Fender Spoon
916 Dolly Block	10 Bumping Hammer
920 Dolly Block	15B Ding Hammer
893 File Holder	16B Ding Hammer
12" Flexible File	907 Glass Removing Chisel
891 Fender Flange Plier	908 Fender Flange Tool
892 Fender Bead Plier	12 Prick Punch 1/2"
1 Body Workers' Spoon	15 Solid Punch 1/2" x 1/4"
2 Body Workers' Spoon	

PEXTO

No. 18 ASSORTMENT WITH STEEL TOTE TRAY



No. 18 ASSORTMENT

The Tote Tray is steel with dark enameled finish. It is strong and durable, with welded seams and rolled edges. It is equipped with rolled metal handle, extending the length of the tray. It has a partition at one end for the small tools. The size of the tray is 20½" x 10" x 3½" which makes it convenient for general garage use. Weight empty is 6 lbs. and the weight complete with the tools is 28 lbs.

EACH ASSORTMENT CONSISTS OF ONE EACH OF THE FOLLOWING TOOLS:-

Nos.		Nos.	
909	Dolly Block	3	Body Workers' Spoon
915	Dolly Block	4	Fender Spoon
916	Dolly Block	10	Bumping Hammer
920	Dolly Block	15B	Ding Hammer
893	File Holder	16B	Ding Hammer
12"	Flexible File	907	Glass Removing Chisel
891	Fender Flange Plier	908	Fender Flange Tool
892	Fender Bead Plier	12	Prick Punch ½"
1	Body Workers' Spoon	15	Solid Punch ½" x ⅜"
2	Body Workers' Spoon		

PEXTO

FENDER REPAIR SET No. 20



The set consists of nine of the most popular and necessary Tools for Auto Body and Fender Repairs. A practical set with which to start this profitable line of work. Included are one each of the following:

No. 909	Dolly Block
No. 915	Dolly Block
No. 916	Dolly Block
No. 920	Dolly Block
No. 1	Body Worker's Spoon
No. 4	Fender Spoon
No. 10	Bumping Hammer
No. 15B	Ding Hammer
No. 908	Fender Flange Tool

The set is packed in a good substantial corrugated carton size 17½" x 9" x 2½". Weight complete, 16½ pounds.

PEXTO

COPPER SERVICE HAMMER



Both Faces ground smooth.

Body natural finish. Hickory Handle.

Particularly adapted for work where surfaces must not be marred.

Sizes $\frac{1}{2}$, $\frac{3}{4}$, 1, $1\frac{1}{2}$, 2, $2\frac{1}{2}$ lbs.

DOLLY BLOCK



No. 896

Polished Head.
Painted Handle.

Head size $2\frac{7}{8} \times 2\frac{1}{2} \times \frac{3}{4}$ "
Handle size $3\frac{3}{4}$ " long x
 $1\frac{1}{4}$ " diam.

Weight, each, $2\frac{1}{2}$ lbs.

DOLLY BLOCK




No. 895

Polished Faces.
Japanned Body.

Size $5\frac{3}{4}$ inches long x
2 inches wide with $\frac{3}{16}$ "
bead one end and $\frac{3}{4}$ "
bead other end.

Weight, each, $2\frac{1}{4}$ lbs.

PRICK PUNCH



No. 12— $\frac{1}{2}$ Inch

Forged Steel.

Weight, each, $\frac{1}{4}$ lb.

**SOLID OR DRIFT
PUNCH**



No. 15— $\frac{1}{2}$ " x $\frac{3}{16}$ "

Forged Steel.

Weight, each, $\frac{1}{4}$ lb.

FILE HOLDER, CURVED

For Flexible Files 12" or 14"



No. 894

Forged Steel, Wood Handles. Black Finish.

Weight, each, $1\frac{1}{2}$ lbs.

EVERY tool bearing the PEXTO trade mark is of highest quality and thoroughly inspected before shipment. Every tool is guaranteed to perform the work for which it is designed and intended to be used.

Shown here are the many Pexto Tools that no service shop manager can afford to overlook. If interested in other tools, send for our complete catalog on Mechanics' Hand Tools.